



Singing & Signing Resource Pack

On Safari

www.aamedia.org.uk





www.aamedia.org.uk

On Safari - Learning Guide

Range: 6 notes (A to F)

Parts: 1

You should always read the Singing and Signing Resources Guide in your downloaded resource pack before you start teaching this song to your group. It's important that as the leader you learn the signs first, especially if you're new to signing.

Context

On Safari is a fun song which is about what animals you might see if you went on a safari in Africa. You'll learn lots of animal signs, and learn some animal facts- did you know a group of hippos can be called a bloat? This is a great song as you can make it really theatrical with the animals actions, or even add in some animal puppets, or sounds to make it inclusive for everyone in your group.

Take care with the rhythm of this song as it has short snappy rhythms. You could try clapping the rhythm before putting the words and signs with it when learning it.

You can watch a full version of this song being performed by one of our leaders [here](#). We've also created [a teaching video of the full song](#) for you to use alongside this resource pack.

Structure

1. There's an 4-bar introduction to this piece.
2. The song has a chorus - verse - chorus structure.
 - Chorus x2
 - Verse 1
 - Chorus x2
 - Verse 2
 - Chorus x2
3. There is no break between the 2 parts

On Safari - Chorus

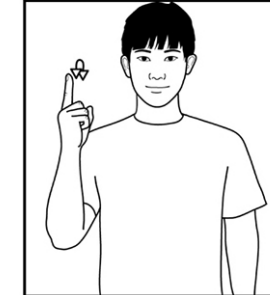
SIGHTSEE



Working thumb, index and middle fingers form an "O" (palm forward/in, pointing up). Fingers flick off thumb three times as hand moves down/out across body.

On safari

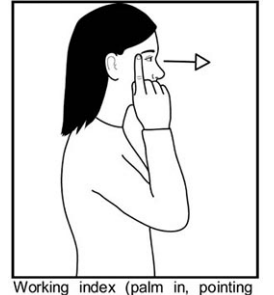
WHAT



Working index hand (palm in, pointing up) by side of face bends forwards and backwards at wrist several times.

what

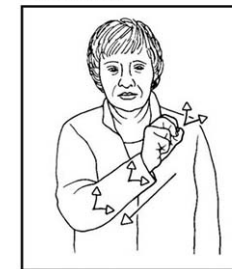
TO LOOK



Working index (palm in, pointing up) moves from side of eye towards object. Directional sign.

can you see

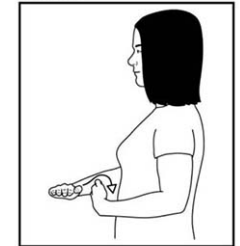
SIGHTSEE



Working thumb, index and middle fingers form an "O" (palm forward/in, pointing up). Fingers flick off thumb three times as hand moves down/out across body.

On safari

BEHIND



Working flat hand (palm down, pointing in) moves back over supporting flat hand (palm back, pointing in) to finish behind supporting hand (palm back, pointing in).

stay behind me

On Safari - Verse 1

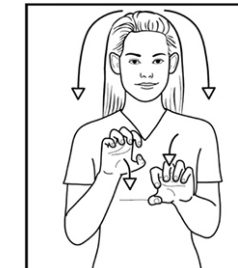
FRIGHTEN



Working clawed hand (palm back, pointing in/up) quivers over heart. Shoulders hunch, body shrinks back.

Jumping with fright

LION



Clawed hands (palms in, pointing up) outline mane and then make alternate clawing movements (palms forward, pointing up).

when a lion




ADD CLAWS ON
'SIGHT'

LAND






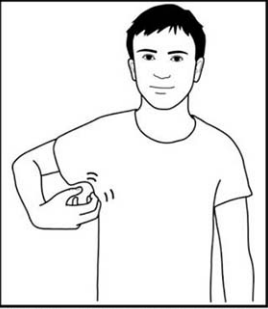

Working flat hand (palm down, pointing in) makes large inward circle at the working side.

Across the open plane

<p>ELEPHANT</p>  <p>Working full "C" hand (palm in, pointing up) at side of nose, moves forwards and down closing to bunched hand.</p> <p>STOMP</p>	<p>ELEPHANT</p>  <p>Working full "C" hand (palm in, pointing up) at side of nose, moves forwards and down closing to bunched hand.</p> <p>LIFT UP TRUNK</p>	<p>ELEPHANT</p>  <p>Working full "C" hand (palm in, pointing up) at side of nose, moves forwards and down closing to bunched hand.</p> <p>WIGGLE TIP OF TRUNK</p>
Elephants <u>stomp</u>	and they <u>lift up their trunks</u>	in a <u>trumpet refrain</u>

On Safari - Chorus

On Safari - Verse 2		
<p>ZEBRA</p>  <p>Pads of thumb, middle and third fingers of working hand touching, index and little fingers extended (palm forward, pointing up) to sign "animal"; supporting "M" hand (palm forward, pointing in) strokes across back of working forearm several times.</p>	<p>STAND</p>  <p>Working "V" hand (palm back, pointing down) rests on back of supporting hand (palm down, pointing in).</p>	<p>NIGHT</p>  <p>Flat hands (palms back, pointing up) held in front and to each side of face, bend towards each other from wrists until hands touch with working hand in front.</p>
<u>Zebras</u> with stripes sleep	<u>standing up</u>	all <u>night</u>

<p>MONKEY</p>  <p>Working clawed hand scratches under working arm.</p>	<p>HIPPO</p>  <p>Closed hands, working hand on top (palms together, pointing forward), move apart and together again.</p>
<u>Monkeys</u> entertain	<u>Hippo</u> bloat wallows

<p>DOWN</p>  <p>Working index hand (palm back, pointing down) moves downwards.</p>	<p>MIME YAWN</p>	<p>AGAIN</p>  <p>Working "V" hand (palm in, pointing forward) drops down from wrist.</p>
<u>Down</u> in the hollow	and they <u>yawn</u>	<u>again</u>

On Safari - Chorus